



ASBK.COM.AU f t i y

# Round 6 : Sydney Motorsports Park : September 8 - 10

## HI-TEC BATTERIES AUSTRALIAN SUPERSPORT 300 CHAMPIONSHIP

### Race 3

Date: 10/09/17  
 Event: R13  
 Weather: Sunny - 20.4C  
 Track: Dry - Temp: 43.6C

Started at: 14:46:11  
 Laps: 9  
 Starters: 42  
 Printed at: 15:48

### PROVISIONAL CLASSIFICATION

Pos	No	Gr	Name	Class	Machine	Laps	Race Time	Behind	Fastest Lap	On Lap	Top Speed
1	37	J	Jack MAHAFFY (VIC) / JDS Moto / Eastern Security Doors / JLT Insurance / TelMe Fleet / SignPro	O300	Yamaha R3 321	9	15:52.132		1:43.889	9	193
2	29	J	Billy VAN EERDE (NSW) / KTM Aust. / Hunter Valley M-cycles / Chris Watson M-cycles	O300	KTM RC 390	9	15:52.666	.534	1:44.533	9	195
3	71	J	Tommy EDWARDS (NSW) / Alpinestars / Yamaha Aust. / Repsol / Bell / Dunlop / Nautical Pools	O300	Yamaha R3 321	9	15:52.867	.735	1:44.129	9	193
4	14	B	Broc PEARSON (QLD) / Yamaha / YRD / Maxima Oils / World Gym / Kabuto / Pirelli Tyres	O300	Yamaha R3 321	9	15:52.941	.809	1:43.949	9	197
5	33	J	Reid BATTYE (NSW) / Bcperformance Junior Team / Landscapesupplies.com.au / IPONE	U300	Kawasaki EX 300	9	15:52.972	.840	1:44.155	9	194
6	87	A	Zac LEVY (QLD) / Tahli Passeri / Puma RV's / Hannay Lawyers / RaceArt Aust / Kabuto	O300	Yamaha R3 321	9	15:53.029	.897	1:44.149	9	193
7	41	A	Max CROKER (NSW) / KTM Aust. / Nolan Helmets / Bridgestone / Ron Angel Classic Racing	O300	KTM RC 390	9	15:53.307	1.175	1:44.404	9	199
8	20	B	Hunter FORD (NSW) / Ford Brothers Racing / Huntingtons NSW / Hunter Bikers Events	O300	Yamaha R3 321	9	15:53.673	1.541	1:44.193	6	194
9	44	C	Tom BRAMICH (VIC) / Ron Angel Classic Racing / Nolan Helmets / YRD / Ricondi / BoardPro	O300	Yamaha R3 321	9	16:01.694	9.562	1:44.949	6	196
10	333	B	Yanni SHAW (NSW) / Bcperformance Junior Team / Landscapesupplies.com.au / IPONE	U300	Kawasaki EX 300	9	16:01.702	9.570	1:45.061	6	194
11	151	J	Locky TAYLOR (QLD) / LTR Racing / Fitness2Podium / Lki Brand / ART Ridedynamics / TC Tippers	O300	Yamaha R3 321	9	16:04.433	12.301	1:45.665	3	193

*Scott Laing*  
 Chief Time Keeper - Scott Laing

*Tom Williams*  
 Clerk of Course - Tom Williams



Computime Race Timing Systems Pty Ltd © 1996  
 Licensed to Computime Race Timing Systems

[www.computime.com.au](http://www.computime.com.au)

COMPUTIME RACE TIMING SYSTEMS PTY LTD



ASBK.COM.AU f t i y

# Round 6 : Sydney Motorsports Park : September 8 - 10

## HI-TEC BATTERIES AUSTRALIAN SUPERSPORT 300 CHAMPIONSHIP

### Race 3

Date: 10/09/17  
 Event: R13  
 Weather: Sunny - 20.4C  
 Track: Dry - Temp: 43.6C

Started at: 14:46:11  
 Laps: 9  
 Starters: 42  
 Printed at: 15:48

### PROVISIONAL CLASSIFICATION

Pos	No	Gr	Name	Class	Machine	Laps	Race Time	Behind	Fastest Lap	On Lap	Top Speed
12	57	J	Seth CRUMP (QLD) / Jason Crump / Rock Oil / KTM Brisbane / Bell / Alpinestars	O300	KTM RC 390	9	16:15.731	23.599	1:46.693	2	194
13	1	A	Brandon DEMMERY (NSW) / Deborah M-sports / Yamaha YRD / Dunlop / Rescom Erebus Academy	O300	Yamaha R3 321	9	16:15.835	23.703	1:46.604	4	192
14	93	B	Drew SELLS (VIC) / Race Center / Oilee Racing / Peter Stevens M-cycles / Rubic	U300	Kawasaki EX 300	9	16:17.237	25.105	1:46.922	2	191
15	15	J	Bronson PICKETT (WA) / Pete's Harley & Dyno Serv. / M & B Garden Bags / M & B Rubbish Disp.	U300	Kawasaki EX 300	9	16:27.665	35.533	1:47.764	3	184
16	28	C	Tayla RELPH (QLD) / Motorcycle Sportsmen / Earmould Aust / NorthStar Yamaha / Pirelli	O300	Yamaha R3 321	9	16:27.736	35.604	1:48.107	2	183
17	23		Corey BRIFFA (NSW) / Alex Cudlin M-sport / St Phillips Christian College Cessnock	O300	Yamaha R3 321	9	16:29.683	37.551	1:47.361	3	185
18	65	C	Jonah SITA (WA) / Flashpoint Motosport / Michael Sita	O300	Yamaha R3 321	9	16:33.687	41.555	1:48.884	3	187
19	305	C	Andrew EDSEY (VIC) / RedMen Fire / RaceArt Designs / Walters M-cycles	U300	Kawasaki EX 300	9	16:40.011	47.879	1:49.561	9	186
20	70	J	Troy RYAN (NSW) / Taree Motorcycles	O300	Yamaha R3 321	9	16:40.014	47.882	1:49.793	9	184
21	355	C	Laura BROWN (NSW) / Ricondi / Draggin Jeans / Shark Helmets / Falco Motorcycle Boots / Pirelli	U300	Kawasaki EX 300	9	16:41.663	49.531	1:49.883	2	189
22	34		Boyd HOCKING (VIC) / DPH Motorsport Yamaha	O300	Yamaha R3 321	9	16:41.721	49.589	1:49.535	2	190
23	13	J	Travis HALL (QLD) / Barry's Dyno / Motorcycles 'R' Us	U300	Kawasaki EX 300	9	16:50.772	58.640	1:50.941	4	188
24	97	J	Peter NERLICH (VIC) / TCN Racing / Bill Nerlich / BART	U300	Kawasaki EX 300	9	17:01.656	1:09.524	1:51.321	3	183
25	337	C	Gregory FARRELL (NSW) / Bcperformance / Landscapesupplies.com.au	U300	Kawasaki EX 300	9	17:06.824	1:14.692	1:52.412	2	179
26	51	C	Austin BARNES (VIC)	U300	Kawasaki EX 300	9	17:25.763	1:33.631	1:53.732	4	182

*Scott Laing*  
 Chief Time Keeper - Scott Laing

*Tom Williams*  
 Clerk of Course - Tom Williams



Computime Race Timing Systems Pty Ltd © 1996  
 Licensed to Computime Race Timing Systems

[www.computime.com.au](http://www.computime.com.au)

COMPUTIME RACE TIMING SYSTEMS PTY LTD



ASBK.COM.AU f t i y

# Round 6 : Sydney Motorsports Park : September 8 - 10

## HI-TEC BATTERIES AUSTRALIAN SUPERSPORT 300 CHAMPIONSHIP

### Race 3

Date: 10/09/17  
 Event: R13  
 Weather: Sunny - 20.4C  
 Track: Dry - Temp: 43.6C

Started at: 14:46:11  
 Laps: 9  
 Starters: 42  
 Printed at: 15:48

### PROVISIONAL CLASSIFICATION


Pos	No	Gr	Name	Class	Machine	Laps	Race Time	Behind	Fastest Lap	On Lap	Top Speed
27	520	?	Shelby TURNER (QLD) / Pro Cycle Dyno / Motorcycle Exhaust Professionals / KFM Smash Repairs	U300	Kawasaki EX 300	9	17:25.825	1:33.693	1:54.235	9	181
28	53	J	Jonathon HENDERSON (VIC)	O300	Yamaha R3 321	9	17:26.522	1:34.390	1:54.746	9	183
29	30	A	David HYND (VIC) / Mondo Group / Sirius Contracting / Fashion Result Models / SignNation	O300	KTM RC 390	9	17:29.666	1:37.534	1:53.885	9	180
30	31		Chris DOBIE (NSW) / AMCN / Pirelli / YMF	O300	Yamaha R3 321	9	17:30.427	1:38.295	1:53.797	9	180
31	18	J	Nicholas CLAIR (VIC) / TCN Racing / BART	U300	Kawasaki EX 300	9	17:30.951	1:38.819	1:54.812	6	184
32	22	D	Keegan PICKERING (NSW) / Maroochydore Beach Motel / Earmould Aust / West Sliders	U300	Kawasaki EX 300	9	17:32.742	1:40.610	1:55.361	6	188
33	81	D	Mathew CARTELLONE (QLD) / Carto Engineering M-cycle Access. / Platinum Paintless Dent Removal	U300	Kawasaki EX 300	8	16:08.470	1 Lap	1:58.307	7	171
DNF	86	J	Oliver BAYLISS (QLD) / Cube Racing / Australian Outdoor Living / Motul / Pirelli / Sprint Filter	U300	Kawasaki EX 300	7	12:23.967	2 Laps	1:44.509	7	197
DNF	115	?	Rogan CHANDLER (NZ) / Acid Racing / Race Center / Leslie Chanlder / Dimond Design	O300	Yamaha R3 321	7	13:45.243	2 Laps	1:46.951	4	187
DNF	24		Ben BRAMICH (VIC) / Ron Angel Classic Racing / Nolan Helmets / Yamaha YRD / Ricondi	O300	Yamaha R3 321	7	13:47.198	2 Laps	1:46.536	4	195
DNF	21	A	Jarred BROOK (QLD) / KTM Aust. / Wide Bay M-cycles / Shoei Helmets / Motul / Pirelli / Shark	O300	KTM RC 390	6	10:52.308	3 Laps	1:47.020	3	192


Fastest Lap was 1:43.889 by Jack MAHAFFY (VIC)

Current race lap record for SS300 class - 1:43.646 by Hunter FORD (NSW) on a Yamaha R3 321 set on 10/09/17

\*\*\* Rider 23 (Corey BRIFFA (NSW)) - 10 second penalty imposed by Clerk of Course for jumped start \*\*\*

The results are provisional until the end of the time limit for protests and appeals.

  
 Chief Time Keeper - Scott Laing

  
 Clerk of Course - Tom Williams



Computime Race Timing Systems Pty Ltd © 1996  
 Licensed to Computime Race Timing Systems

[www.computime.com.au](http://www.computime.com.au)

COMPUTIME RACE TIMING SYSTEMS PTY LTD







ASBK.COM.AU f t i y

# Round 6 : Sydney Motorsports Park : September 8 - 10

## HI-TEC BATTERIES AUSTRALIAN SUPERSPORT 300 CHAMPIONSHIP

### Race 3

Date: 10/09/17  
 Event: R13  
 Weather: Sunny - 20.4C  
 Track: Dry - Temp: 43.6C

Started at: 14:46:11  
 Laps: 9  
 Starters: 42  
 Printed at: 15:48


### PROVISIONAL LAP TIMES

No	Name	Lap 1	Lap 2	Lap 3	Lap 4	Lap 5	Lap 6	Lap 7	Lap 8	Lap 9
1	Brandon DEMMERY (NSW)	1:55.848	1:47.115	1:46.784	<b>1:46.604</b>	1:47.691	1:48.527	1:47.432	1:48.169	1:47.665
13	Travis HALL (QLD)	2:00.047	1:50.967	1:50.967	<b>1:50.941</b>	1:51.131	1:51.838	1:51.430	1:52.072	1:51.379
14	Broc PEARSON (QLD)	1:52.987	1:45.821	1:45.213	1:45.531	1:45.452	1:45.000	1:44.692	1:44.296	<b>1:43.949</b>
15	Bronson PICKETT (WA)	1:57.619	1:47.890	<b>1:47.764</b>	1:48.314	1:49.027	1:48.954	1:49.392	1:49.449	1:49.256
18	Nicholas CLAIR (VIC)	2:06.051	1:55.460	1:55.906	1:56.311	1:56.246	<b>1:54.812</b>	1:55.876	1:55.426	1:54.863
20	Hunter FORD (NSW)	1:52.784	1:45.531	1:45.641	1:45.410	1:44.975	<b>1:44.193</b>	1:44.726	1:45.468	1:44.945
21	Jarred BROOK (QLD)	1:55.292	1:47.314	<b>1:47.020</b>	1:47.088	1:47.362	1:48.232			
22	Keegan PICKERING (NSW)	2:05.102	1:56.151	1:56.621	1:55.626	1:55.738	<b>1:55.361</b>	1:55.917	1:56.068	1:56.158
23	Corey BRIFFA (NSW)	1:55.001	1:48.103	<b>1:47.361</b>	1:47.550	1:47.604	1:47.629	1:48.195	1:48.892	1:49.348
24	Ben BRAMICH (VIC)	1:55.650	1:47.411	1:46.999	<b>1:46.536</b>	1:47.696	1:47.729	2:55.177		
28	Tayla RELPH (QLD)	1:56.427	<b>1:48.107</b>	1:48.381	1:48.718	1:49.050	1:48.875	1:49.452	1:49.601	1:49.125
29	Billy VAN EERDE (NSW)	1:52.314	1:45.655	1:45.788	1:45.418	1:44.730	1:44.824	1:44.541	1:44.863	<b>1:44.533</b>
30	David HYND (VIC)	2:05.625	1:56.980	1:56.018	1:55.581	1:56.173	1:54.774	1:56.079	1:54.551	<b>1:53.885</b>
31	Chris DOBIE (NSW)	2:05.947	1:56.911	1:54.771	1:55.470	1:56.973	1:55.067	1:56.172	1:55.319	<b>1:53.797</b>
33	Reid BATTYE (NSW)	1:52.856	1:45.299	1:45.722	1:45.368	1:45.763	1:44.454	1:44.745	1:44.610	<b>1:44.155</b>
34	Boyd HOCKING (VIC)	1:58.803	<b>1:49.535</b>	1:50.947	1:50.357	1:50.278	1:50.722	1:50.598	1:50.425	1:50.056
37	Jack MAHAFFY (VIC)	1:52.453	1:45.561	1:45.924	1:45.357	1:44.684	1:44.533	1:44.660	1:45.071	<b>1:43.889</b>
41	Max CROKER (NSW)	1:52.184	1:46.207	1:45.689	1:45.461	1:44.844	1:44.862	1:45.054	1:44.602	<b>1:44.404</b>
44	Tom BRAMICH (VIC)	1:53.712	1:45.774	1:45.685	1:45.862	1:45.103	<b>1:44.949</b>	1:45.917	1:46.825	1:47.867
51	Austin BARNES (VIC)	2:06.115	1:55.616	1:54.004	<b>1:53.732</b>	1:55.570	1:55.887	1:55.360	1:55.369	1:54.110
53	Jonathon HENDERSON (VIC)	2:03.432	1:55.177	1:55.230	1:55.410	1:55.533	1:55.835	1:56.211	1:54.948	<b>1:54.746</b>
57	Seth CRUMP (QLD)	1:55.136	<b>1:46.693</b>	1:47.080	1:47.057	1:47.718	1:48.413	1:47.871	1:48.191	1:47.572
65	Jonah SITA (WA)	1:57.874	1:49.099	<b>1:48.884</b>	1:49.021	1:49.245	1:49.226	1:49.410	1:50.479	1:50.449
70	Troy RYAN (NSW)	1:59.132	1:50.246	1:50.295	1:50.254	1:50.092	1:50.114	1:49.811	1:50.277	<b>1:49.793</b>
71	Tommy EDWARDS (NSW)	1:52.223	1:45.978	1:45.577	1:45.545	1:44.983	1:44.736	1:44.676	1:45.020	<b>1:44.129</b>
81	Mathew CARTELLONE (QLD)	2:08.655	1:58.592	1:58.816	1:59.262	1:58.850	1:58.860	<b>1:58.307</b>	2:07.128	
86	Oliver BAYLISS (QLD)	1:52.544	1:45.918	1:45.700	1:45.448	1:44.991	1:44.857	<b>1:44.509</b>		
87	Zac LEVY (QLD)	1:52.944	1:46.024	1:45.606	1:45.393	1:45.053	1:44.747	1:44.626	1:44.487	<b>1:44.149</b>
93	Drew SELLS (VIC)	1:56.548	<b>1:46.922</b>	1:47.035	1:46.937	1:47.554	1:48.046	1:47.465	1:47.949	1:48.781
97	Peter NERLICH (VIC)	2:03.111	1:51.627	<b>1:51.321</b>	1:52.140	1:51.824	1:52.400	1:52.565	1:53.313	1:53.355
115	Rogan CHANDLER (NZ)	1:54.910	1:47.366	1:46.952	<b>1:46.951</b>	1:47.629	1:48.268	2:53.167		
151	Locky TAYLOR (QLD)	1:53.642	1:46.199	<b>1:45.665</b>	1:45.795	1:45.864	1:46.037	1:46.777	1:47.436	1:47.018
305	Andrew EDSEER (VIC)	1:57.668	1:50.348	1:51.268	1:50.359	1:50.343	1:50.510	1:50.178	1:49.776	<b>1:49.561</b>
333	Yanni SHAW (NSW)	1:53.642	1:45.270	1:46.275	1:45.707	1:45.365	<b>1:45.061</b>	1:45.842	1:47.157	1:47.383
337	Gregory FARRELL (NSW)	2:03.293	<b>1:52.412</b>	1:52.687	1:52.836	1:52.646	1:53.444	1:53.902	1:52.583	1:53.021
355	Laura BROWN (NSW)	1:58.355	<b>1:49.883</b>	1:50.574	1:50.684	1:49.947	1:50.520	1:50.908	1:50.562	1:50.230
520	Shelby TURNER (QLD)	2:02.938	1:55.466	1:55.392	1:55.365	1:55.501	1:55.720	1:56.290	1:54.918	<b>1:54.235</b>

\*\*\* Rider 23 (Corey BRIFFA (NSW)) - 10 second penalty imposed by Clerk of Course for jumped start \*\*\*

The results are provisional until the end of the time limit for protests and appeals.

  
 Chief Time Keeper - Scott Laing

  
 Clerk of Course - Tom Williams



Computime Race Timing Systems Pty Ltd © 1996  
 Licensed to Computime Race Timing Systems

[www.computime.com.au](http://www.computime.com.au)

COMPUTIME RACE TIMING SYSTEMS PTY LTD





ASBK.COM.AU f t i y

# Round 6 : Sydney Motorsports Park : September 8 - 10

## HI-TEC BATTERIES AUSTRALIAN SUPERSPORT 300 CHAMPIONSHIP

### Race 3

Date: 10/09/17  
 Event: R13  
 Weather: Sunny - 20.4C  
 Track: Dry - Temp: 43.6C

Started at: 14:46:11  
 Laps: 9  
 Starters: 42  
 Printed at: 15:48

### PROVISIONAL SPLIT TIMES

Lap	Split 1	Split 2	Split 3	Lap Time	Spd	Lap	Split 1	Split 2	Split 3	Lap Time	Spd
<b>1 Brandon DEMMERY (NSW) (13th)</b>						6	33.156	44.793	31.005	1:48.954	179
1	40.005	45.445	30.398	1:55.848	104	7	33.131	45.495	30.766	1:49.392	179
2	32.277	44.544	30.294	1:47.115	192	8	33.491	44.931	31.027	1:49.449	179
3	<b>32.081</b>	44.505	<b>30.198</b>	1:46.784	189	9	32.952	44.973	31.331	1:49.256	176
4	32.101	<b>44.291</b>	30.212	<b>1:46.604</b>	192	<b>18 Nicholas CLAIR (VIC) (31th)</b>					
5	32.341	44.935	30.415	1:47.691	189	1	44.708	48.657	32.686	2:06.051	120
6	32.740	45.405	30.382	1:48.527	189	2	34.764	48.543	32.153	1:55.460	184
7	32.507	44.609	30.316	1:47.432	191	3	35.188	48.227	32.491	1:55.906	183
8	32.811	44.866	30.492	1:48.169	187	4	34.968	48.562	32.781	1:56.311	176
9	32.603	44.464	30.598	1:47.665	184	5	35.179	48.638	32.429	1:56.246	182
<b>13 Travis HALL (QLD) (23th)</b>						6	<b>34.530</b>	48.202	<b>32.080</b>	<b>1:54.812</b>	179
1	42.255	46.690	<b>31.102</b>	2:00.047	120	7	35.993	47.559	32.324	1:55.876	183
2	33.657	<b>45.975</b>	31.335	1:50.967	188	8	34.661	48.520	32.245	1:55.426	184
3	33.578	46.214	31.175	1:50.967	184	9	34.657	<b>47.478</b>	32.728	1:54.863	182
4	<b>33.550</b>	46.113	31.278	<b>1:50.941</b>	185	<b>20 Hunter FORD (NSW) (8th)</b>					
5	33.618	46.171	31.342	1:51.131	183	1	38.272	44.068	30.444	1:52.784	92
6	33.873	46.471	31.494	1:51.838	183	2	32.024	43.483	30.024	1:45.531	190
7	33.724	46.067	31.639	1:51.430	183	3	32.087	43.744	29.810	1:45.641	194
8	33.870	46.483	31.719	1:52.072	181	4	32.151	43.275	29.984	1:45.410	193
9	33.597	46.281	31.501	1:51.379	181	5	31.988	43.249	29.738	1:44.975	188
<b>14 Broc PEARSON (QLD) (4th)</b>						6	<b>31.390</b>	42.958	29.845	<b>1:44.193</b>	192
1	38.257	44.693	30.037	1:52.987	91	7	32.107	<b>42.791</b>	29.828	1:44.726	189
2	32.100	43.655	30.066	1:45.821	195	8	32.053	43.354	30.061	1:45.468	188
3	31.781	43.842	29.590	1:45.213	190	9	32.091	43.160	<b>29.694</b>	1:44.945	187
4	32.225	43.452	29.854	1:45.531	195	<b>21 Jarred BROOK (QLD) (DNF)</b>					
5	32.243	43.529	29.680	1:45.452	193	1	39.589	45.280	30.423	1:55.292	106
6	31.836	43.758	29.406	1:45.000	190	2	32.559	44.555	30.200	1:47.314	188
7	32.011	43.118	29.563	1:44.692	194	3	32.239	<b>44.460</b>	30.321	<b>1:47.020</b>	188
8	31.532	43.338	29.426	1:44.296	192	4	<b>32.211</b>	44.774	<b>30.103</b>	1:47.088	187
9	<b>31.526</b>	<b>43.059</b>	<b>29.364</b>	<b>1:43.949</b>	197	5	32.419	44.738	30.205	1:47.362	192
<b>15 Bronson PICKETT (WA) (15th)</b>						6	32.676	45.283	30.273	1:48.232	192
1	40.993	45.701	30.925	1:57.619	107	<b>22 Keegan PICKERING (NSW) (32th)</b>					
2	<b>32.583</b>	44.588	30.719	1:47.890	184	1	43.578	49.167	32.357	2:05.102	122
3	32.802	<b>44.340</b>	30.622	<b>1:47.764</b>	182	2	35.183	48.685	32.283	1:56.151	184
4	33.142	44.536	30.636	1:48.314	183	3	35.849	48.658	32.114	1:56.621	183
5	33.301	45.144	<b>30.582</b>	1:49.027	181						

*Scott Laing*  
 Chief Time Keeper - Scott Laing

*Tom Williams*  
 Clerk of Course - Tom Williams



Computime Race Timing Systems Pty Ltd © 1996  
 Licensed to Computime Race Timing Systems

[www.computime.com.au](http://www.computime.com.au)

COMPUTIME RACE TIMING SYSTEMS PTY LTD



ASBK.COM.AU f t i y

# Round 6 : Sydney Motorsports Park : September 8 - 10

## HI-TEC BATTERIES AUSTRALIAN SUPERSPORT 300 CHAMPIONSHIP

### Race 3

Date: 10/09/17  
 Event: R13  
 Weather: Sunny - 20.4C  
 Track: Dry - Temp: 43.6C

Started at: 14:46:11  
 Laps: 9  
 Starters: 42  
 Printed at: 15:48

### PROVISIONAL SPLIT TIMES

Lap	Split 1	Split 2	Split 3	Lap Time	Spd	Lap	Split 1	Split 2	Split 3	Lap Time	Spd
4	35.152	48.419	<b>32.055</b>	1:55.626	188	1	37.691	44.415	30.208	1:52.314	60
5	35.034	48.628	32.076	1:55.738	185	2	31.748	43.743	30.164	1:45.655	195
6	<b>34.885</b>	48.358	32.118	<b>1:55.361</b>	182	3	31.947	43.779	30.062	1:45.788	186
7	35.370	<b>48.175</b>	32.372	1:55.917	181	4	31.821	43.608	29.989	1:45.418	186
8	35.143	48.734	32.191	1:56.068	181	5	31.697	43.435	29.598	1:44.730	188
9	35.372	48.458	32.328	1:56.158	186	6	31.699	43.582	<b>29.543</b>	1:44.824	188
						7	32.139	<b>42.846</b>	29.556	1:44.541	194
						8	31.725	43.334	29.804	1:44.863	189
						9	<b>31.614</b>	43.150	29.769	<b>1:44.533</b>	187
<b>23 Corey BRIFFA (NSW) (17th)</b>						<b>30 David HYND (VIC) (29th)</b>					
1	39.513	44.778	30.710	1:55.001	96	1	44.353	48.196	33.076	2:05.625	120
2	32.690	44.556	30.857	1:48.103	179	2	35.131	49.104	32.745	1:56.980	179
3	32.651	<b>44.030</b>	30.680	<b>1:47.361</b>	185	3	35.109	48.390	32.519	1:56.018	180
4	32.581	44.233	30.736	1:47.550	184	4	34.688	48.379	32.514	1:55.581	179
5	<b>32.534</b>	44.259	30.811	1:47.604	182	5	34.982	48.787	32.404	1:56.173	179
6	32.610	44.539	<b>30.480</b>	1:47.629	182	6	34.734	48.020	<b>32.020</b>	1:54.774	175
7	32.651	44.649	30.895	1:48.195	184	7	36.278	47.641	32.160	1:56.079	177
8	32.908	44.748	31.236	1:48.892	178	8	34.557	47.885	32.109	1:54.551	177
9	33.007	44.627	31.714	1:49.348	177	9	<b>34.370</b>	<b>47.257</b>	32.258	<b>1:53.885</b>	177
<b>24 Ben BRAMICH (VIC) (DNF)</b>						<b>31 Chris DOBIE (NSW) (30th)</b>					
1	39.932	45.352	30.366	1:55.650	103	1	44.974	48.254	32.719	2:05.947	113
2	32.606	44.599	<b>30.206</b>	1:47.411	192	2	35.177	48.919	32.815	1:56.911	175
3	<b>32.261</b>	44.520	30.218	1:46.999	191	3	34.993	47.561	32.217	1:54.771	176
4	32.273	<b>43.955</b>	30.308	<b>1:46.536</b>	193	4	34.989	48.015	32.466	1:55.470	175
5	32.707	44.698	30.291	1:47.696	191	5	35.865	48.533	32.575	1:56.973	169
6	32.556	44.750	30.423	1:47.729	195	6	34.803	48.069	<b>32.195</b>	1:55.067	180
7	1:11.147	59.787	44.243	2:55.177 P	185	7	35.898	47.627	32.647	1:56.172	175
<b>28 Tayla RELPH (QLD) (16th)</b>						<b>33 Reid BATTYE (NSW) (5th)</b>					
1	40.843	44.998	<b>30.586</b>	1:56.427	111	1	38.698	44.034	30.124	1:52.856	87
2	<b>32.843</b>	44.526	30.738	<b>1:48.107</b>	183	2	31.647	43.453	30.199	1:45.299	194
3	33.022	<b>44.481</b>	30.878	1:48.381	178	3	32.194	43.581	29.947	1:45.722	193
4	33.202	44.558	30.958	1:48.718	176	4	31.827	43.288	30.253	1:45.368	191
5	33.323	44.739	30.988	1:49.050	177	5	31.957	43.925	29.881	1:45.763	180
6	33.109	44.621	31.145	1:48.875	174	6	31.477	43.285	29.692	1:44.454	189
7	33.415	44.818	31.219	1:49.452	175						
8	33.567	45.031	31.003	1:49.601	175						
9	32.881	44.888	31.356	1:49.125	182						
<b>29 Billy VAN EERDE (NSW) (2nd)</b>											

*Scott Laing*  
 Chief Time Keeper - Scott Laing

*Tom Williams*  
 Clerk of Course - Tom Williams



Computime Race Timing Systems Pty Ltd © 1996  
 Licensed to Computime Race Timing Systems

[www.computime.com.au](http://www.computime.com.au)

COMPUTIME RACE TIMING SYSTEMS PTY LTD





ASBK.COM.AU f t i y

# Round 6 : Sydney Motorsports Park : September 8 - 10

## HI-TEC BATTERIES AUSTRALIAN SUPERSPORT 300 CHAMPIONSHIP

### Race 3

Date: 10/09/17  
 Event: R13  
 Weather: Sunny - 20.4C  
 Track: Dry - Temp: 43.6C

Started at: 14:46:11  
 Laps: 9  
 Starters: 42  
 Printed at: 15:48

### PROVISIONAL SPLIT TIMES

Lap	Split 1	Split 2	Split 3	Lap Time	Spd	Lap	Split 1	Split 2	Split 3	Lap Time	Spd
7	32.308	<b>42.825</b>	29.612	1:44.745	192	2	31.569	44.440	<b>29.765</b>	1:45.774	196
8	31.774	43.037	29.799	1:44.610	192	3	31.880	43.853	29.952	1:45.685	192
9	<b>31.321</b>	43.296	<b>29.538</b>	<b>1:44.155</b>	193	4	31.694	44.102	30.066	1:45.862	188
<b>34 Boyd HOCKING (VIC) (22th)</b>						5	<b>31.432</b>	43.783	29.888	1:45.103	194
1	41.855	45.715	31.233	1:58.803	118	6	31.524	<b>43.572</b>	29.853	<b>1:44.949</b>	189
2	33.411	<b>44.983</b>	<b>31.141</b>	<b>1:49.535</b>	189	7	31.808	43.728	30.381	1:45.917	189
3	33.362	45.833	31.752	1:50.947	190	8	31.903	44.264	30.658	1:46.825	185
4	33.299	45.589	31.469	1:50.357	184	9	32.254	44.844	30.769	1:47.867	184
5	33.532	45.530	31.216	1:50.278	183	<b>51 Austin BARNES (VIC) (26th)</b>					
6	34.081	45.338	31.303	1:50.722	185	1	45.114	48.480	32.521	2:06.115	114
7	33.559	45.466	31.573	1:50.598	189	2	35.055	48.268	32.293	1:55.616	178
8	33.307	45.553	31.565	1:50.425	187	3	<b>34.276</b>	47.414	32.314	1:54.004	182
9	<b>33.274</b>	45.580	31.202	1:50.056	188	4	34.638	<b>46.934</b>	<b>32.160</b>	<b>1:53.732</b>	177
<b>37 Jack MAHAFFY (VIC) (1st)</b>						5	35.679	47.300	32.591	1:55.570	180
1	38.238	44.026	30.189	1:52.453	84	6	35.750	47.413	32.724	1:55.887	179
2	31.721	43.468	30.372	1:45.561	193	7	34.391	48.297	32.672	1:55.360	179
3	32.143	43.942	29.839	1:45.924	190	8	35.413	47.472	32.484	1:55.369	173
4	32.000	43.361	29.996	1:45.357	190	9	34.523	46.958	32.629	1:54.110	176
5	31.618	42.981	30.085	1:44.684	190	<b>53 Jonathon HENDERSON (VIC) (28th)</b>					
6	31.704	42.870	29.959	1:44.533	181	1	43.844	47.350	32.238	2:03.432	120
7	31.983	42.625	30.052	1:44.660	182	2	34.925	47.949	32.303	1:55.177	183
8	31.882	43.503	<b>29.686</b>	1:45.071	183	3	<b>34.623</b>	47.553	33.054	1:55.230	179
9	<b>31.367</b>	<b>42.528</b>	29.994	<b>1:43.889</b>	192	4	35.527	47.383	32.500	1:55.410	178
<b>41 Max CROKER (NSW) (7th)</b>						5	35.587	47.465	32.481	1:55.533	179
1	37.884	44.094	30.206	1:52.184	98	6	35.262	47.921	32.652	1:55.835	173
2	32.220	44.156	29.831	1:46.207	184	7	35.524	47.910	32.777	1:56.211	173
3	32.039	43.854	29.796	1:45.689	198	8	35.128	47.360	32.460	1:54.948	181
4	32.154	43.770	29.537	1:45.461	198	9	35.997	<b>46.756</b>	<b>31.993</b>	<b>1:54.746</b>	177
5	31.921	43.403	29.520	1:44.844	196	<b>57 Seth CRUMP (QLD) (12th)</b>					
6	31.786	43.725	<b>29.351</b>	1:44.862	193	1	40.461	44.765	<b>29.910</b>	1:55.136	115
7	32.519	<b>43.042</b>	29.493	1:45.054	196	2	<b>32.274</b>	44.268	30.151	<b>1:46.693</b>	194
8	<b>31.476</b>	43.468	29.658	1:44.602	199	3	32.510	44.360	30.210	1:47.080	188
9	31.511	43.322	29.571	<b>1:44.404</b>	195	4	32.701	<b>44.249</b>	30.107	1:47.057	187
<b>44 Tom BRAMICH (VIC) (9th)</b>						5	33.217	44.530	29.971	1:47.718	186
1	39.675	44.239	29.798	1:53.712	96	6	32.860	45.333	30.220	1:48.413	187
						7	32.725	44.679	30.467	1:47.871	192

*Scott Laing*  
 Chief Time Keeper - Scott Laing

*Tom Williams*  
 Clerk of Course - Tom Williams



Computime Race Timing Systems Pty Ltd © 1996  
 Licensed to Computime Race Timing Systems

[www.computime.com.au](http://www.computime.com.au)

COMPUTIME RACE TIMING SYSTEMS PTY LTD



ASBK.COM.AU f t i y

# Round 6 : Sydney Motorsports Park : September 8 - 10

## HI-TEC BATTERIES AUSTRALIAN SUPERSPORT 300 CHAMPIONSHIP

### Race 3

Date: 10/09/17  
 Event: R13  
 Weather: Sunny - 20.4C  
 Track: Dry - Temp: 43.6C

Started at: 14:46:11  
 Laps: 9  
 Starters: 42  
 Printed at: 15:48

### PROVISIONAL SPLIT TIMES

Lap	Split 1	Split 2	Split 3	Lap Time	Spd	Lap	Split 1	Split 2	Split 3	Lap Time	Spd
8	33.022	44.605	30.564	1:48.191	184	3	<b>35.457</b>	49.510	33.849	1:58.816	168
9	32.748	44.485	30.339	1:47.572	183	4	35.563	49.485	34.214	1:59.262	167
<b>65 Jonah SITA (WA) (18th)</b>						5	35.645	49.282	33.923	1:58.850	165
1	41.016	46.219	<b>30.639</b>	1:57.874	111	6	35.918	49.192	33.750	1:58.860	165
2	33.093	45.165	30.841	1:49.099	187	7	35.965	<b>48.722</b>	33.620	<b>1:58.307</b>	166
3	33.066	<b>45.049</b>	30.769	<b>1:48.884</b>	183	8	37.220	54.714	35.194	2:07.128	166
4	<b>32.955</b>	45.128	30.938	1:49.021	180	<b>86 Oliver BAYLISS (QLD) (DNF)</b>					
5	33.194	45.313	30.738	1:49.245	181	1	38.011	44.477	30.056	1:52.544	86
6	33.060	45.278	30.888	1:49.226	181	2	32.068	44.085	29.765	1:45.918	192
7	33.109	45.248	31.053	1:49.410	180	3	32.210	43.955	29.535	1:45.700	191
8	33.255	45.863	31.361	1:50.479	179	4	32.147	43.896	29.405	1:45.448	197
9	33.290	46.024	31.135	1:50.449	178	5	31.927	43.464	29.600	1:44.991	194
<b>70 Troy RYAN (NSW) (20th)</b>						6	31.820	43.711	<b>29.326</b>	1:44.857	195
1	42.296	45.599	31.237	1:59.132	112	7	<b>31.769</b>	<b>43.099</b>	29.641	<b>1:44.509</b>	191
2	33.680	45.371	31.195	1:50.246	184	<b>87 Zac LEVY (QLD) (6th)</b>					
3	33.212	45.239	31.844	1:50.295	184	1	38.816	44.057	30.071	1:52.944	98
4	<b>33.148</b>	45.527	31.579	1:50.254	184	2	31.750	44.728	29.546	1:46.024	192
5	33.381	45.668	<b>31.043</b>	1:50.092	182	3	32.085	43.863	29.658	1:45.606	192
6	33.588	45.237	31.289	1:50.114	181	4	31.936	43.779	29.678	1:45.393	193
7	33.307	<b>45.009</b>	31.495	1:49.811	184	5	31.891	43.603	29.559	1:45.053	193
8	33.651	45.034	31.592	1:50.277	178	6	<b>31.573</b>	43.705	29.469	1:44.747	193
9	33.298	45.120	31.375	<b>1:49.793</b>	178	7	32.100	43.070	29.456	1:44.626	192
<b>71 Tommy EDWARDS (NSW) (3rd)</b>						8	31.673	43.301	29.513	1:44.487	193
1	37.817	44.082	30.324	1:52.223	76	9	31.978	<b>42.791</b>	<b>29.380</b>	<b>1:44.149</b>	192
2	32.016	43.973	29.989	1:45.978	190	<b>93 Drew SELLS (VIC) (14th)</b>					
3	31.889	43.756	29.932	1:45.577	193	1	40.839	45.136	30.573	1:56.548	101
4	32.202	43.591	29.752	1:45.545	185	2	32.099	44.431	30.392	<b>1:46.922</b>	189
5	31.741	43.470	29.772	1:44.983	192	3	32.350	44.349	<b>30.336</b>	1:47.035	188
6	31.730	43.510	<b>29.496</b>	1:44.736	188	4	<b>32.096</b>	<b>44.311</b>	30.530	1:46.937	191
7	31.951	43.184	29.541	1:44.676	192	5	32.420	44.357	30.777	1:47.554	185
8	31.957	43.176	29.887	1:45.020	190	6	32.276	45.158	30.612	1:48.046	186
9	<b>31.558</b>	<b>43.021</b>	29.550	<b>1:44.129</b>	188	7	32.536	44.408	30.521	1:47.465	187
<b>81 Mathew CARTELLONE (QLD) (33th)</b>						8	32.679	44.726	30.544	1:47.949	183
1	45.589	49.691	<b>33.375</b>	2:08.655	116	9	32.983	44.571	31.227	1:48.781	186
2	35.623	49.198	33.771	1:58.592	171	<b>97 Peter NERLICH (VIC) (24th)</b>					

*Scott Laing*  
 Chief Time Keeper - Scott Laing

*Tom Williams*  
 Clerk of Course - Tom Williams



Computime Race Timing Systems Pty Ltd © 1996  
 Licensed to Computime Race Timing Systems

[www.computime.com.au](http://www.computime.com.au)

COMPUTIME RACE TIMING SYSTEMS PTY LTD





ASBK.COM.AU f t i y

# Round 6 : Sydney Motorsports Park : September 8 - 10

## HI-TEC BATTERIES AUSTRALIAN SUPERSPORT 300 CHAMPIONSHIP

### Race 3

Date: 10/09/17  
 Event: R13  
 Weather: Sunny - 20.4C  
 Track: Dry - Temp: 43.6C

Started at: 14:46:11  
 Laps: 9  
 Starters: 42  
 Printed at: 15:48

### PROVISIONAL SPLIT TIMES

Lap	Split 1	Split 2	Split 3	Lap Time	Spd	Lap	Split 1	Split 2	Split 3	Lap Time	Spd
1	42.712	47.937	32.462	2:03.111	112	9	33.159	<b>45.410</b>	<b>30.992</b>	<b>1:49.561</b>	181
2	34.493	<b>45.465</b>	31.669	1:51.627	183	<b>333 Yanni SHAW (NSW) (10th)</b>					
3	<b>34.004</b>	45.736	31.581	<b>1:51.321</b>	178	1	39.098	44.011	30.533	1:53.642	75
4	34.580	45.779	31.781	1:52.140	177	2	31.892	43.565	29.813	1:45.270	188
5	34.154	46.131	<b>31.539</b>	1:51.824	177	3	32.026	43.859	30.390	1:46.275	194
6	34.258	46.314	31.828	1:52.400	177	4	32.125	43.573	30.009	1:45.707	190
7	34.261	46.284	32.020	1:52.565	177	5	32.116	<b>43.484</b>	<b>29.765</b>	1:45.365	188
8	34.785	46.655	31.873	1:53.313	177	6	<b>31.714</b>	43.515	29.832	<b>1:45.061</b>	193
9	34.494	46.753	32.108	1:53.355	176	7	32.034	43.643	30.165	1:45.842	192
<b>115 Rogan CHANDLER (NZ) (DNF)</b>						8	32.299	44.386	30.472	1:47.157	190
1	39.823	44.860	<b>30.227</b>	1:54.910	107	9	32.292	44.321	30.770	1:47.383	186
2	32.448	44.502	30.416	1:47.366	186	<b>337 Gregory FARRELL (NSW) (25th)</b>					
3	32.278	44.334	30.340	1:46.952	186	1	43.713	46.939	32.641	2:03.293	114
4	<b>32.171</b>	<b>44.169</b>	30.611	<b>1:46.951</b>	187	2	34.656	<b>45.894</b>	<b>31.862</b>	<b>1:52.412</b>	179
5	32.427	44.491	30.711	1:47.629	184	3	34.049	46.647	31.991	1:52.687	177
6	32.894	44.728	30.646	1:48.268	184	4	34.143	46.670	32.023	1:52.836	174
7	1:22.548	48.587	42.032	2:53.167 P	186	5	34.287	46.012	32.347	1:52.646	174
<b>151 Locky TAYLOR (QLD) (11th)</b>						6	34.467	46.640	32.337	1:53.444	173
1	39.350	44.247	30.045	1:53.642	104	7	34.849	46.608	32.445	1:53.902	173
2	32.157	44.022	30.020	1:46.199	191	8	34.273	45.946	32.364	1:52.583	172
3	<b>31.871</b>	43.901	<b>29.893</b>	<b>1:45.665</b>	191	9	<b>34.006</b>	46.759	32.256	1:53.021	173
4	31.967	43.918	29.910	1:45.795	192	<b>355 Laura BROWN (NSW) (21th)</b>					
5	32.016	43.818	30.030	1:45.864	193	1	41.472	45.994	<b>30.889</b>	1:58.355	113
6	32.039	<b>43.790</b>	30.208	1:46.037	187	2	<b>32.873</b>	45.806	31.204	<b>1:49.883</b>	189
7	32.402	43.961	30.414	1:46.777	186	3	33.322	45.883	31.369	1:50.574	189
8	32.620	44.254	30.562	1:47.436	182	4	33.179	45.694	31.811	1:50.684	184
9	32.283	44.259	30.476	1:47.018	183	5	33.181	<b>45.528</b>	31.238	1:49.947	186
<b>305 Andrew EDSER (VIC) (19th)</b>						6	33.366	45.773	31.381	1:50.520	185
1	40.764	45.707	31.197	1:57.668	112	7	33.510	45.989	31.409	1:50.908	184
2	33.276	45.762	31.310	1:50.348	184	8	33.242	45.873	31.447	1:50.562	187
3	33.517	46.109	31.642	1:51.268	181	9	33.287	45.661	31.282	1:50.230	187
4	33.194	45.487	31.678	1:50.359	181	<b>520 Shelby TURNER (QLD) (27th)</b>					
5	33.226	45.565	31.552	1:50.343	181	1	42.650	47.817	32.471	2:02.938	123
6	33.064	46.109	31.337	1:50.510	186	2	35.059	47.582	32.825	1:55.466	180
7	33.350	45.459	31.369	1:50.178	185	3	34.729	47.839	32.824	1:55.392	179
8	<b>33.056</b>	45.595	31.125	1:49.776	180						

*Scott Laing*  
 Chief Time Keeper - Scott Laing

*Tom Williams*  
 Clerk of Course - Tom Williams



Computime Race Timing Systems Pty Ltd © 1996  
 Licensed to Computime Race Timing Systems

[www.computime.com.au](http://www.computime.com.au)

COMPUTIME RACE TIMING SYSTEMS PTY LTD



ASBK.COM.AU f t i y

# Round 6 : Sydney Motorsports Park : September 8 - 10

## HI-TEC BATTERIES AUSTRALIAN SUPERSPORT 300 CHAMPIONSHIP

### Race 3

Date: 10/09/17  
 Event: R13  
 Weather: Sunny - 20.4C  
 Track: Dry - Temp: 43.6C

Started at: 14:46:11  
 Laps: 9  
 Starters: 42  
 Printed at: 15:48

### PROVISIONAL SPLIT TIMES

Lap	Split 1	Split 2	Split 3	Lap Time	Spd	Lap	Split 1	Split 2	Split 3	Lap Time	Spd
4	35.122	47.497	32.746	1:55.365	177	8	<u>34.623</u>	47.417	32.878	1:54.918	181
5	34.847	48.015	32.639	1:55.501	177	9	35.133	<u>47.224</u>	<u>31.878</u>	<u>1:54.235</u>	171
6	35.221	47.732	32.767	1:55.720	176						
7	35.384	47.944	32.962	1:56.290	176						

\*\*\* Rider 23 (Corey BRIFFA (NSW)) - 10 second penalty imposed by Clerk of Course for jumped start \*\*\*

The results are provisional until the end of the time limit for protests and appeals.

*Scott Laing*  
 Chief Time Keeper - Scott Laing

*Tom Williams*  
 Clerk of Course - Tom Williams



Computime Race Timing Systems Pty Ltd © 1996  
 Licensed to Computime Race Timing Systems

[www.computime.com.au](http://www.computime.com.au)

COMPUTIME RACE TIMING SYSTEMS PTY LTD



ASBK.COM.AU f t i y

# Round 6 : Sydney Motorsports Park : September 8 - 10

## HI-TEC BATTERIES AUSTRALIAN SUPERSPORT 300 CHAMPIONSHIP

### Race 3

Date: 10/09/17  
 Event: R13  
 Weather: Sunny - 20.4C  
 Track: Dry - Temp: 43.6C

Started at: 14:46:11  
 Laps: 9  
 Starters: 42  
 Printed at: 15:48

### PROVISIONAL FASTEST LAPS SEQUENCE

Lap	Race Pos	No	Name	Machine	Fastest Lap	On Lap
1	1	41	Max CROKER (NSW)	KTM RC 390	1:52.184	1
2	1	29	Billy VAN EERDE (NSW)	KTM RC 390	1:45.655	2
2	2	37	Jack MAHAFFY (VIC)	Yamaha R3 321	1:45.561	2
2	3	33	Reid BATTYE (NSW)	Kawasaki EX 300	1:45.299	2
2	9	333	Yanni SHAW (NSW)	Kawasaki EX 300	1:45.270	2
3	6	14	Broc PEARSON (QLD)	Yamaha R3 321	1:45.213	3
5	1	29	Billy VAN EERDE (NSW)	KTM RC 390	1:44.730	5
5	2	37	Jack MAHAFFY (VIC)	Yamaha R3 321	1:44.684	5
6	1	37	Jack MAHAFFY (VIC)	Yamaha R3 321	1:44.533	6
6	2	20	Hunter FORD (NSW)	Yamaha R3 321	1:44.193	6
9	1	37	Jack MAHAFFY (VIC)	Yamaha R3 321	1:43.889	9

\*\*\* Rider 23 (Corey BRIFFA (NSW)) - 10 second penalty imposed by Clerk of Course for jumped start \*\*\*

The results are provisional until the end of the time limit for protests and appeals.

*Spott Laing*  
 Chief Time Keeper - Spott Laing

*Tom Williams*  
 Clerk of Course - Tom Williams



Computime Race Timing Systems Pty Ltd © 1996  
 Licensed to Computime Race Timing Systems

[www.computime.com.au](http://www.computime.com.au)

COMPUTIME RACE TIMING SYSTEMS PTY LTD





ASBK.COM.AU f t i y

# Round 6 : Sydney Motorsports Park : September 8 - 10

## HI-TEC BATTERIES AUSTRALIAN SUPERSPORT 300 CHAMPIONSHIP

### Race 3

Date: 10/09/17  
 Event: R13  
 Weather: Sunny - 20.4C  
 Track: Dry - Temp: 43.6C

Started at: 14:46:11  
 Laps: 9  
 Starters: 42  
 Printed at: 15:48

### PROVISIONAL LAP SHEET

No	Lap Time	Gap	No	Lap Time	Gap	No	Lap Time	Gap	No	Lap Time	Gap	No	Lap Time	Gap
<b>Lap 1</b>			51	2:06.115	13.931	51	1:55.616	23.762	51	1:54.004	31.978	520	1:55.365	39.986
41	1:52.184		81	2:08.655	16.471	30	1:56.980	24.636	18	1:55.906	33.660	53	1:55.410	40.074
71	1:52.223	.039	<b>Lap 2</b>			31	1:56.911	24.889	31	1:54.771	33.872	51	1:53.732	40.292
29	1:52.314	.130	29	1:45.655		81	1:58.592	29.278	22	1:56.621	34.117	31	1:55.470	43.924
37	1:52.453	.269	37	1:45.561	.045	<b>Lap 3</b>			30	1:56.018	34.866	22	1:55.626	44.325
86	1:52.544	.360	33	1:45.299	.186	29	1:45.788		81	1:58.816	42.306	18	1:56.311	44.553
20	1:52.784	.600	71	1:45.978	.232	71	1:45.577	.021	<b>Lap 4</b>			30	1:55.581	45.029
33	1:52.856	.672	20	1:45.531	.346	33	1:45.722	.120	29	1:45.418		81	1:59.262	56.150
87	1:52.944	.760	41	1:46.207	.422	37	1:45.924	.181	33	1:45.368	.070	<b>Lap 5</b>		
14	1:52.987	.803	86	1:45.918	.493	20	1:45.641	.199	37	1:45.357	.120	29	1:44.730	
333	1:53.642	1.458	14	1:45.821	.839	14	1:45.213	.264	71	1:45.545	.148	37	1:44.684	.074
151	1:53.642	1.458	333	1:45.270	.943	41	1:45.689	.323	20	1:45.410	.191	71	1:44.983	.401
44	1:53.712	1.528	87	1:46.024	.999	86	1:45.700	.405	41	1:45.461	.366	20	1:44.975	.436
115	1:54.910	2.726	44	1:45.774	1.517	87	1:45.606	.817	14	1:45.531	.377	41	1:44.844	.480
23	1:55.001	2.817	151	1:46.199	1.872	44	1:45.685	1.414	86	1:45.448	.435	86	1:44.991	.696
57	1:55.136	2.952	57	1:46.693	3.860	333	1:46.275	1.430	87	1:45.393	.792	14	1:45.452	1.099
21	1:55.292	3.108	115	1:47.366	4.307	151	1:45.665	1.749	333	1:45.707	1.719	33	1:45.763	1.103
24	1:55.650	3.466	21	1:47.314	4.637	57	1:47.080	5.152	44	1:45.862	1.858	87	1:45.053	1.115
1	1:55.848	3.664	1	1:47.115	4.994	115	1:46.952	5.471	151	1:45.795	2.126	44	1:45.103	2.231
28	1:56.427	4.243	24	1:47.411	5.092	21	1:47.020	5.869	57	1:47.057	6.791	333	1:45.365	2.354
93	1:56.548	4.364	23	1:48.103	5.135	1	1:46.784	5.990	115	1:46.951	7.004	151	1:45.864	3.260
15	1:57.619	5.435	93	1:46.922	5.501	24	1:46.999	6.303	1	1:46.604	7.176	57	1:47.718	9.779
305	1:57.668	5.484	28	1:48.107	6.565	23	1:47.361	6.708	24	1:46.536	7.421	115	1:47.629	9.903
65	1:57.874	5.690	15	1:47.890	7.540	93	1:47.035	6.748	21	1:47.088	7.539	1	1:47.691	10.137
355	1:58.355	6.171	65	1:49.099	9.004	28	1:48.381	9.158	93	1:46.937	8.267	21	1:47.362	10.171
34	1:58.803	6.619	305	1:50.348	10.047	15	1:47.764	9.516	23	1:47.550	8.840	24	1:47.696	10.387
70	1:59.132	6.948	355	1:49.883	10.269	65	1:48.884	12.100	15	1:48.314	12.412	93	1:47.554	11.091
13	2:00.047	7.863	34	1:49.535	10.369	355	1:50.574	15.055	28	1:48.718	12.458	23	1:47.604	11.714
520	2:02.938	10.754	70	1:50.246	11.409	305	1:51.268	15.527	65	1:49.021	15.703	15	1:49.027	16.709
97	2:03.111	10.927	13	1:50.967	13.045	34	1:50.947	15.528	355	1:50.684	20.321	28	1:49.050	16.778
337	2:03.293	11.109	97	1:51.627	16.769	70	1:50.295	15.916	34	1:50.357	20.467	65	1:49.245	20.218
53	2:03.432	11.248	337	1:52.412	17.736	13	1:50.967	18.224	305	1:50.359	20.468	355	1:49.947	25.538
22	2:05.102	12.918	520	1:55.466	20.435	97	1:51.321	22.302	70	1:50.254	20.752	34	1:50.278	26.015
30	2:05.625	13.441	53	1:55.177	20.640	337	1:52.687	24.635	13	1:50.941	23.747	305	1:50.343	26.081
31	2:05.947	13.763	22	1:56.151	23.284	520	1:55.392	30.039	97	1:52.140	29.024	70	1:50.092	26.114
18	2:06.051	13.867	18	1:55.460	23.542	53	1:55.230	30.082	337	1:52.836	32.053	13	1:51.131	30.148

*Scott Laing*  
 Chief Time Keeper - Scott Laing

*Tom Williams*  
 Clerk of Course - Tom Williams



Computime Race Timing Systems Pty Ltd © 1996  
 Licensed to Computime Race Timing Systems

[www.computime.com.au](http://www.computime.com.au)

COMPUTIME RACE TIMING SYSTEMS PTY LTD



ASBK.COM.AU f t i y

# Round 6 : Sydney Motorsports Park : September 8 - 10

## HI-TEC BATTERIES AUSTRALIAN SUPERSPORT 300 CHAMPIONSHIP

### Race 3

Date: 10/09/17  
 Event: R13  
 Weather: Sunny - 20.4C  
 Track: Dry - Temp: 43.6C

Started at: 14:46:11  
 Laps: 9  
 Starters: 42  
 Printed at: 15:48

### PROVISIONAL LAP SHEET

No	Lap Time	Gap	No	Lap Time	Gap	No	Lap Time	Gap	No	Lap Time	Gap	No	Lap Time	Gap
97	1:51.824	36.118	34	1:50.722	32.130	13	1:51.430	44.149	13	1:52.072	51.260	337	1:53.021	1:14.692
337	1:52.646	39.969	13	1:51.838	37.379	97	1:52.565	51.816	97	1:53.313	1:00.168	51	1:54.110	1:33.631
520	1:55.501	50.757	97	1:52.400	43.911	337	1:53.902	58.048	337	1:52.583	1:05.670	520	1:54.235	1:33.693
53	1:55.533	50.877	337	1:53.444	48.806	51	1:55.360	1:13.112	520	1:54.918	1:23.457	53	1:54.746	1:34.390
51	1:55.570	51.132	520	1:55.720	1:01.870	520	1:56.290	1:13.500	51	1:55.369	1:23.520	30	1:53.885	1:37.534
22	1:55.738	55.333	53	1:55.835	1:02.105	53	1:56.211	1:13.656	53	1:54.948	1:23.643	31	1:53.797	1:38.295
18	1:56.246	56.069	51	1:55.887	1:02.412	22	1:55.917	1:17.344	30	1:54.551	1:27.648	18	1:54.863	1:38.819
31	1:56.973	56.167	22	1:55.361	1:06.087	18	1:55.876	1:17.490	18	1:55.426	1:27.955	22	1:56.158	1:40.610
30	1:56.173	56.472	18	1:54.812	1:06.274	30	1:56.079	1:18.058	22	1:56.068	1:28.451			
81	1:58.850	1:10.270	31	1:55.067	1:06.627	31	1:56.172	1:18.139	31	1:55.319	1:28.497			
			30	1:54.774	1:06.639	115	2:53.167	1:22.071						
			81	1:58.860	1:24.523	24	2:55.177	1:24.026						
						81	1:58.307	1:38.170						
<b>Lap 6</b>			<b>Lap 7</b>			<b>Lap 8</b>			<b>Lap 9</b>					
37	1:44.533		37	1:44.660		29	1:44.863		37	1:43.889		29	1:44.533	.534
20	1:44.193	.022	20	1:44.726	.088	37	1:45.071	.110	71	1:44.129	.735	71	1:44.129	.735
29	1:44.824	.217	29	1:44.541	.098	20	1:45.468	.595	14	1:43.949	.809	14	1:43.949	.809
71	1:44.736	.530	71	1:44.676	.546	71	1:45.020	.605	33	1:44.155	.840	33	1:44.155	.840
41	1:44.862	.735	86	1:44.509	.795	33	1:44.610	.684	87	1:44.149	.897	87	1:44.149	.897
86	1:44.857	.946	33	1:44.745	1.035	71	1:45.020	.605	41	1:44.404	1.175	41	1:44.404	1.175
33	1:44.454	.950	41	1:45.054	1.129	87	1:44.487	.747	20	1:44.945	1.541	20	1:44.945	1.541
87	1:44.747	1.255	87	1:44.626	1.221	41	1:44.602	.770	44	1:47.867	9.562	44	1:47.867	9.562
14	1:45.000	1.492	14	1:44.692	1.524	41	1:44.296	.859	333	1:47.383	9.570	333	1:47.383	9.570
44	1:44.949	2.573	44	1:45.917	3.830	44	1:46.825	5.694	151	1:47.018	12.301	151	1:47.018	12.301
333	1:45.061	2.808	333	1:45.842	3.990	333	1:47.157	6.186	81	2:07.128	1 lap	81	2:07.128	1 lap
151	1:46.037	4.690	151	1:46.777	6.807	151	1:47.436	9.282	57	1:47.572	23.599	57	1:47.572	23.599
24	1:47.729	13.509	57	1:47.871	16.796	57	1:48.191	20.026	1	1:47.665	23.703	1	1:47.665	23.703
115	1:48.268	13.564	1	1:47.432	16.829	1	1:48.169	20.037	93	1:48.781	25.105	93	1:48.781	25.105
57	1:48.413	13.585	93	1:47.465	17.335	93	1:47.949	20.323	23	1:49.348	27.551	23	1:49.348	27.551
21	1:48.232	13.796	23	1:48.195	18.271	23	1:48.892	22.202	15	1:49.256	35.533	15	1:49.256	35.533
1	1:48.527	14.057	15	1:49.392	25.788	15	1:49.449	30.276	28	1:49.125	35.604	28	1:49.125	35.604
93	1:48.046	14.530	28	1:49.452	25.838	28	1:49.601	30.478	65	1:50.449	41.555	65	1:50.449	41.555
23	1:47.629	14.736	65	1:49.410	29.587	65	1:50.479	35.105	305	1:49.561	47.879	305	1:49.561	47.879
28	1:48.875	21.046	70	1:49.811	36.772	70	1:50.277	42.088	70	1:49.793	47.882	70	1:49.793	47.882
15	1:48.954	21.056	305	1:50.178	37.502	305	1:49.776	42.317	355	1:50.230	49.531	355	1:50.230	49.531
65	1:49.226	24.837	355	1:50.908	37.699	355	1:50.562	43.300	34	1:50.056	49.589	34	1:50.056	49.589
355	1:50.520	31.451	34	1:50.598	38.068	34	1:50.425	43.532	13	1:51.379	58.640	13	1:51.379	58.640
70	1:50.114	31.621							97	1:53.355	1:09.524	97	1:53.355	1:09.524
305	1:50.510	31.984												

\*\*\* Rider 23 (Corey BRIFFA (NSW)) - 10 second penalty imposed by Clerk of Course for jumped start \*\*\*

The results are provisional until the end of the time limit for protests and appeals.

*Scott Laing*  
 Chief Time Keeper - Scott Laing

*Tom Williams*  
 Clerk of Course - Tom Williams



Computime Race Timing Systems Pty Ltd © 1996  
 Licensed to Computime Race Timing Systems

[www.computime.com.au](http://www.computime.com.au)

COMPUTIME RACE TIMING SYSTEMS PTY LTD



ASBK.COM.AU f t i y

# Round 6 : Sydney Motorsports Park : September 8 - 10

## HI-TEC BATTERIES AUSTRALIAN SUPERSPORT 300 CHAMPIONSHIP

### Race 3

Date: 10/09/17  
 Event: R13  
 Weather: Sunny - 20.4C  
 Track: Dry - Temp: 43.6C

Started at: 14:46:11  
 Laps: 9  
 Starters: 42  
 Printed at: 15:48

### PROVISIONAL LAP CHART

Grid	1	2	3	4	5	6	7	8	9
29	41	29	29	29	29	37	37	29	37
71	71	37	71	33	37	20	20	37	29
333	29	33	33	37	71	29	29	20	71
37	37	71	37	71	20	71	71	71	14
86	86	20	20	20	41	41	86	33	33
33	20	41	14	41	86	86	33	87	87
14	33	86	41	14	14	33	41	41	41
20	87	14	86	86	33	87	87	14	20
41	14	333	87	87	87	14	14	44	44
87	333	87	44	333	44	44	44	333	333
23	151	44	333	44	333	333	333	151	151
44	44	151	151	151	151	151	151	57	57
151	115	57	57	57	57	24	57	1	1
24	23	115	115	115	115	115	1	93	93
1	57	21	21	1	1	57	93	23	23
93	21	1	1	24	21	21	23	15	15
21	24	24	24	21	24	1	15	28	28
115	1	23	23	93	93	93	28	65	65
15	28	93	93	23	23	23	65	70	305
65	93	28	28	15	15	28	70	305	70
57	15	15	15	28	28	15	305	355	355
28	305	65	65	65	65	65	355	34	34
355	65	305	355	355	355	355	34	13	13
305	355	355	305	34	34	70	13	97	97
70	34	34	34	305	305	305	97	337	337
97	70	70	70	70	70	34	337	520	51
34	13	13	13	13	13	13	51	51	520
337	520	97	97	97	97	97	520	53	53
13	97	337	337	337	337	337	53	30	30
51	337	520	520	520	520	520	22	18	31
31	53	53	53	53	53	53	18	22	18
22	22	22	51	51	51	51	30	31	22
520	30	18	18	31	22	22	31	81	
53	31	51	31	22	18	18	115		
18	18	30	22	18	31	31	24		
81	51	31	30	30	30	30	81		
	81	81	81	81	81	81			

\*\*\* Rider 23 (Corey BRIFFA (NSW)) - 10 second penalty imposed by Clerk of Course for jumped start \*\*\*

The results are provisional until the end of the time limit for protests and appeals.

*Spott Laing*  
 Chief Time Keeper - Spott Laing

*Tom Williams*  
 Clerk of Course - Tom Williams



Computime Race Timing Systems Pty Ltd © 1996  
 Licensed to Computime Race Timing Systems

[www.computime.com.au](http://www.computime.com.au)

COMPUTIME RACE TIMING SYSTEMS PTY LTD





ASBK.COM.AU f t i y

## Round 6 : Sydney Motorsports Park : September 8 - 10

### HI-TEC BATTERIES AUSTRALIAN SUPERSPORT 300 CHAMPIONSHIP

### PROVISIONAL ROUND POINTS

#### HI-TEC BATTERIES AUSTRALIAN SUPERSPORT 300 CHAMPIONSHIP - OVER 300cc

Pos	Name	Machine	Rnd 6 Pole	Rnd 6 Race 1	Rnd 6 Race 2	Rnd 6 Race 3	Total
1	Billy VAN EERDE (NSW)	KTM	1	25	20	20	66
2	Jack MAHAFFY (VIC)	Yamaha	0	18	16	25	59
3	Zac LEVY (QLD)	Yamaha	0	16	25	16	57
4	Tommy EDWARDS (NSW)	Yamaha	0	20	18	18	56
5	Broc PEARSON (QLD)	Yamaha	0	14	17	17	48
6	Max CROKER (NSW)	KTM	0	17	14	15	46
7	Hunter FORD (NSW)	Yamaha	0	15	15	14	44
8	Tom BRAMICH (VIC)	Yamaha	0	13	13	13	39
9	Brandon DEMMERY (NSW)	Yamaha	0	10	10	10	30
10	Locky TAYLOR (QLD)	Yamaha	0	9	6	12	27
11	Seth CRUMP (QLD)	KTM	0	8	7	11	26
12	Ben BRAMICH (VIC)	Yamaha	0	12	12	0	24
13	Tayla RELPH (QLD)	Yamaha	0	6	5	9	20
14	Corey BRIFFA (NSW)	Yamaha	0	0	11	8	19
15	Jarred BROOK (QLD)	KTM	0	11	8	0	19
16	Rogan CHANDLER (NZ)	Yamaha	0	7	9	0	16
17	Troy RYAN (NSW)	Yamaha	0	4	3	6	13
18	Jonah SITA (WA)	Yamaha	0	5	0	7	12
19	Boyd HOCKING (VIC)	Yamaha	0	3	4	5	12
20	Jonathon HENDERSON (VIC)	Yamaha	0	2	0	4	6
21	Chris DOBIE (NSW)	Yamaha	0	1	2	2	5
22	David HYND (VIC)	KTM	0	0	1	3	4

#### HI-TEC BATTERIES AUSTRALIAN SUPERSPORT 300 CHAMPIONSHIP - UP TO 300cc

Pos	Name	Machine	Rnd 6 Pole	Rnd 6 Race 1	Rnd 6 Race 2	Rnd 6 Race 3	Total
1	Reid BATTYE (NSW)	Kawasaki	0	20	18	25	63
2	Yanni SHAW (NSW)	Kawasaki	0	18	25	20	63
3	Drew SELLS (VIC)	Kawasaki	0	17	17	18	52
4	Bronson PICKETT (WA)	Kawasaki	0	16	16	17	49
5	Oliver BAYLISS (QLD)	Kawasaki	0	25	20	0	45
6	Laura BROWN (NSW)	Kawasaki	0	14	15	15	44
7	Peter NERLICH (VIC)	Kawasaki	0	13	14	13	40
8	Travis HALL (QLD)	Kawasaki	0	12	13	14	39
9	Gregory FARRELL (NSW)	Kawasaki	0	11	12	12	35
10	Andrew EDSER (VIC)	Kawasaki	0	15	0	16	31
11	Austin BARNES (VIC)	Kawasaki	0	10	10	11	31
12	Nicholas CLAIR (VIC)	Kawasaki	0	8	9	9	26
13	Keegan PICKERING (NSW)	Kawasaki	0	9	8	8	25
14	Shelby TURNER (QLD)	Kawasaki	0	0	11	10	21
15	Mathew CARTELLONE (QLD)	Kawasaki	0	7	7	7	21

*Scott Laing*  
Chief Time Keeper - Scott Laing

*Tom Williams*  
Clerk of Course - Tom Williams



Computime Race Timing Systems Pty Ltd © 1996  
Licensed to Computime Race Timing Systems

[www.computime.com.au](http://www.computime.com.au)

COMPUTIME RACE TIMING SYSTEMS PTY LTD





ASBK.COM.AU f t i y

## Round 6 : Sydney Motorsports Park : September 8 - 10

### HI-TEC BATTERIES AUSTRALIAN SUPERSPORT 300 CHAMPIONSHIP

### PROVISIONAL SERIES POINTS

#### HI-TEC BATTERIES AUSTRALIAN SUPERSPORT 300 CHAMPIONSHIP - OVER 300cc

Pos	Name	Machine	Rnd 1 WSBK	Rnd 2 W/fld	Rnd 3 Wint	Rnd 4 HV	Rnd 5 MP	Rnd 6 Pole	Rnd 6 Race 1	Rnd 6 Race 2	Rnd 6 Race 3	Total
1	Billy VAN EERDE (NSW)	KTM	42	53.5	16.5	48	50	1	25	20	20	276
2	Zac LEVY (QLD)	Yamaha	50	41	28	37	51	0	16	25	16	264
3	Jack MAHAFFY (VIC)	Yamaha	20	49	45	62	27	0	18	16	25	262
4	Tommy EDWARDS (NSW)	Yamaha	0	40.5	38.5	65	62	0	20	18	18	262
5	Tom BRAMICH (VIC)	Yamaha	42	37.5	52	56	27	0	13	13	13	253.5
6	Brandon DEMMERY (NSW)	Yamaha	49	40	39	46	34	0	10	10	10	238
7	Max CROKER (NSW)	KTM	49	17	12.5	45	50	0	17	14	15	219.5
8	Hunter FORD (NSW)	Yamaha	40	36.5	23	24	33	0	15	15	14	200.5
9	Ben BRAMICH (VIC)	Yamaha	42	22	34.5	39	24	0	12	12	0	185.5
10	Corey BRIFFA (NSW)	Yamaha	44	30.5	30	40	0	0	0	11	8	163.5
11	Ty LYNCH (SA)	Yamaha	40	36	20	29	0	0	0	0	0	125
12	Boyd HOCKING (VIC)	Yamaha	16	19.5	30.5	27	3	0	3	4	5	108
13	Jarred BROOK (QLD)	KTM	32	20	13.5	0	20	0	11	8	0	104.5
14	Broc PEARSON (QLD)	Yamaha	0	0	0	0	50	0	14	17	17	98
15	Jack PASSFIELD (NSW)	Yamaha	47	33	14	0	0	0	0	0	0	94
16	Locky TAYLOR (QLD)	Yamaha	0	0	0	0	50	0	9	6	12	77
17	Jonah SITA (WA)	Yamaha	7	10.5	18	20	4	0	5	0	7	71.5
18	Joel KELSO (NT)	Yamaha	0	0	0	36	35	0	0	0	0	71
19	Callum O'BRIEN (WA)	KTM	0	16.5	21	19	7	0	0	0	0	63.5
20	Seth CRUMP (QLD)	KTM	0	0	0	0	37	0	8	7	11	63
21	Ryan TAYLOR (VIC)	Yamaha	32	0	25	0	0	0	0	0	0	57
22	Rogan CHANDLER (NZ)	Yamaha	0	0	0	0	25	0	7	9	0	41
23	Tayla RELPH (QLD)	Yamaha	0	0	0	0	19	0	6	5	9	39
24	Dan THOMAS (NSW)	Yamaha	0	16	19	0	0	0	0	0	0	35
25	Troy RYAN (NSW)	Yamaha	0	0	16.5	0	1	0	4	3	6	30.5
26	Michael KING (WA)	Yamaha	0	0	0	19	0	0	0	0	0	19
27	Mitch KUHNE (QLD)	Yamaha	0	0	0	0	16	0	0	0	0	16
28	Leslie McGRATH (WA)	Yamaha	0	0	0	14	0	0	0	0	0	14
29	Chris DOBIE (NSW)	Yamaha	0	8	0	0	0	0	1	2	2	13
30	Danyon TURNER (QLD)	Yamaha	0	0	0	0	13	0	0	0	0	13
31	Jonathon HENDERSON (VIC)	Yamaha	0	0	5	0	0	0	2	0	4	11
32	Sharni PINFOLD (QLD)	Yamaha	0	0	0	0	6	0	0	0	0	6
33	David HYND (VIC)	KTM	0	0	0	0	0	0	0	1	3	4
34	Ross BEAMES (QLD)	Yamaha	0	0	0	0	4	0	0	0	0	4

#### HI-TEC BATTERIES AUSTRALIAN SUPERSPORT 300 CHAMPIONSHIP - UP TO 300cc

Pos	Name	Machine	Rnd 1 WSBK	Rnd 2 W/fld	Rnd 3 Wint	Rnd 4 HV	Rnd 5 MP	Rnd 6 Pole	Rnd 6 Race 1	Rnd 6 Race 2	Rnd 6 Race 3	Total
1	Reid BATTYE (NSW)	Kawasaki	65	62.5	57.5	55	70	0	20	18	25	373
2	Yanni SHAW (NSW)	Kawasaki	42	42	45	51	45	0	18	25	20	288
3	Drew SELLS (VIC)	Kawasaki	52	28.5	42.5	49	51	0	17	17	18	275
4	Oliver BAYLISS (QLD)	Kawasaki	43	48	1	76	46	0	25	20	0	259
5	Laura BROWN (NSW)	Kawasaki	48	31	0	50	47	0	14	15	15	220

*Scott Laing*  
Chief Time Keeper - Scott Laing

*Tom Williams*  
Clerk of Course - Tom Williams



Computime Race Timing Systems Pty Ltd © 1996  
Licensed to Computime Race Timing Systems

[www.computime.com.au](http://www.computime.com.au)

COMPUTIME RACE TIMING SYSTEMS PTY LTD





ASBK.COM.AU f t i y

# Round 6 : Sydney Motorsports Park : September 8 - 10

## HI-TEC BATTERIES AUSTRALIAN SUPERSPORT 300 CHAMPIONSHIP

### PROVISIONAL SERIES POINTS

#### HI-TEC BATTERIES AUSTRALIAN SUPERSPORT 300 CHAMPIONSHIP - UP TO 300cc

Pos	Name	Machine	Rnd 1 WSBK	Rnd 2 W/fld	Rnd 3 Wint	Rnd 4 HV	Rnd 5 MP	Rnd 6 Pole	Rnd 6 Race 1	Rnd 6 Race 2	Rnd 6 Race 3	Total
6	Bronson PICKETT (WA)	Kawasaki	24	33	37.5	30	46	0	16	16	17	219.5
7	Gregory FARRELL (NSW)	Kawasaki	0	34	38	43	37	0	11	12	12	187
8	Scott NICHOLSON (VIC)	Kawasaki	51	43	55	20	0	0	0	0	0	169
9	Shelby TURNER (QLD)	Kawasaki	3	25.5	25.5	40	34	0	0	11	10	149
10	Keegan PICKERING (NSW)	Kawasaki	14	22	27	0	22	0	9	8	8	110
11	Austin BARNES (VIC)	Kawasaki	3	20	34	0	0	0	10	10	11	88
12	Peter NERLICH (VIC)	Kawasaki	16	0	0	0	26	0	13	14	13	82
13	Tom EDWARDS (NSW)	Kawasaki	70	0	0	0	0	0	0	0	0	70
14	Nicholas CLAIR (VIC)	Kawasaki	6	0	28.5	0	0	0	8	9	9	60.5
15	Nathan BOLAND (NSW)	Kawasaki	0	31.5	27.5	0	0	0	0	0	0	59
16	Grace POUTCH (VIC)	Kawasaki	21	20.5	16	0	0	0	0	0	0	57.5
17	Lachlan EPIS (NSW)	Kawasaki	0	0	0	0	53	0	0	0	0	53
18	Zackary JOHNSON (VIC)	Kawasaki	41	0	0	0	0	0	0	0	0	41
19	Travis HALL (QLD)	Kawasaki	0	0	0	0	0	0	12	13	14	39
20	Luke SANDERS (VIC)	Kawasaki	23	15	0	0	0	0	0	0	0	38
21	Cameron AGOSTINI (NT)	Honda	0	0	0	36	0	0	0	0	0	36
22	Tyler FERRARI (VIC)	Kawasaki	36	0	0	0	0	0	0	0	0	36
23	Tim WALKER (NT)	Honda	0	0	0	33	0	0	0	0	0	33
24	Andrew EDSER (VIC)	Kawasaki	0	0	0	0	0	0	15	0	16	31
25	Lewis WRIGHT (QLD)	Kawasaki	31	0	0	0	0	0	0	0	0	31
26	Phillip IRLAM (NT)	Honda	0	0	0	30	0	0	0	0	0	30
27	Ashley ARMITT (NSW)	Kawasaki	8	21.5	0	0	0	0	0	0	0	29.5
28	Steve ARMITAGE (NT)	Honda	0	0	0	26	0	0	0	0	0	26
29	Locky TAYLOR (QLD)	Kawasaki	25	0	0	0	0	0	0	0	0	25
30	Sean JARVIS (VIC)	Kawasaki	0	0	24	0	0	0	0	0	0	24
31	Mark FERRARI (VIC)	Kawasaki	23	0	0	0	0	0	0	0	0	23
32	Scott CHAPMAN (NSW)	Kawasaki	0	21.5	0	0	0	0	0	0	0	21.5
33	Mathew CARTELLONE (QLD)	Kawasaki	0	0	0	0	0	0	7	7	7	21
34	Lachlan O'BRIEN (NT)	Honda	0	0	0	16	0	0	0	0	0	16
35	Jason WHITEHEAD (QLD)	Kawasaki	0	0	0	0	14	0	0	0	0	14
36	Warwick NOWLAND (NSW)	Kawasaki	0	0	0	0	13	0	0	0	0	13
37	Daniel HURST (NT)	Honda	0	0	0	6	0	0	0	0	0	6
38	Mark ROGERS (QLD)	Kawasaki	3	0	0	0	0	0	0	0	0	3

*Scott Laing*  
Chief Time Keeper - Scott Laing

*Tom Williams*  
Clerk of Course - Tom Williams



Computime Race Timing Systems Pty Ltd © 1996  
Licensed to Computime Race Timing Systems

[www.computime.com.au](http://www.computime.com.au)

COMPUTIME RACE TIMING SYSTEMS PTY LTD